

Member guide

23 August 2024



**Spirit
Super**



1. About Spirit Super	1
2. How super works	1
3. Benefits of investing with Spirit Super	2
4. Risks of super	2
5. How we invest your money	2
6. Fees and costs	3
7. How super is taxed	5
8. Insurance in your super	6
9. How to open an account	8

Forms

1. About Spirit Super

Spirit Super is a multi-industry, profit for members super fund. We're all about doing what's best for members. We provide accumulation (super) accounts with various options to help you feel confident and achieve your best possible retirement.

We offer a choice of nine investment options, including a MySuper authorised option. Our MySuper dashboard is available at spiritsuper.com.au/investments/mysuper-dashboard. See 5. *How we invest your money* for more details about our investment options.

We provide access to competitive insurance to protect you and your family. Eligible members will automatically receive default death and disability cover. See 8. *Insurance in your super* for more details.

And, when you retire or transition to retirement, our pension products can provide you with the option of receiving regular income payments. You should consider our *Pension guide* and *Target market determinations* at spiritsuper.com.au/pds when deciding whether to acquire a Spirit Super pension.

Trustee and executive remuneration and other important information that must be disclosed to you under super law is available at spiritsuper.com.au/about-us.

2. How super works

Super is a way of saving for your retirement, which is, in part, compulsory. The government requires employers to contribute to super on behalf of their employees.

You can also contribute yourself and, in some cases, access co-contributions from the government. There are limits on contributions to and withdrawals from super. You can transfer super between super funds if you wish.

Super is a long-term investment. It grows over time due to regular contributions and investment returns compounding over many years. The government also provides tax savings and other contribution incentives.

Contributions


There are different types of contributions available to you.


Before-tax (concessional) contributions

These contributions include employer super guarantee (SG), salary sacrifice, additional employer and personal contributions that you've successfully claimed a tax deduction for.

After-tax (non-concessional) contributions

These are voluntary contributions you make from your after-tax income or savings and spouse contributions you receive. To be eligible to make these contributions, you must provide us with your tax file number (TFN) and your total super balance must be less than \$1.9 million on 30 June 2024. You may be eligible for a government co-contribution if you make after-tax contributions to super.

 There are caps on how much you can contribute to super. If you exceed these caps, you may pay extra tax.

Post GPO Box 1547 Hobart TAS 7001 | Phone 1800 005 166 | Email info@spiritsuper.com.au | Website spiritsuper.com.au | Fund registration details ABN 74 559 365 913 (Spirit Super) USI MTA0100AU. MySuper authorisation number 74 559 365 913 178 | Issuer Motor Trades Association of Australia Superannuation Fund Pty Ltd. AFSL 238718. ABN 14 008 650 628 (Trustee). | This *Product disclosure statement* (known as the 'Member guide') is for Spirit Super (also known as 'fund', 'us' or 'we') and relates to accumulation accounts available from the fund. It's a summary of significant information and contains a number of references to important information, which are marked with a , each of which forms part of this *Member guide*. If you would like a copy of this document or any of the other important information that forms part of our *Member guide*, call us on 1800 005 166. You should consider all information forming part of this *Member guide* before making a decision about the product. The information is current at the issue date and non-materially adverse information may be subject to change from time to time. Updated information is available free of charge at spiritsuper.com.au/pds or by calling us on 1800 005 166. We recommend that you regularly check our website for updated information about this product. The information provided in this *Member guide*, information guides and fact sheets is general information only and doesn't take into account your personal financial situation or needs. You should get financial advice tailored to your personal circumstances before making any decision about Spirit Super including whether to invest with Spirit Super. Any advice is provided by Quadrant First Pty Ltd (ABN 78 102 167 877, AFSL 284443) (Spirit Super Advice) which is wholly owned by Motor Trades Association of Australia Superannuation Fund Pty Ltd. A copy of the *Financial services guide* for Spirit Super Advice is available at spiritsuper.com.au/financial-services-guide or by calling us on 1800 005 166.

Accessing your super


Generally, you can access your super when you:

- turn 65 (even if you're still working)
- are aged 60 to 65 and are permanently retired
- change jobs after turning 60
- are aged 60 to 65 and start a transition to retirement pension.

You may be able to access your super early, subject to meeting very specific requirements. When you pass away, your super is payable to your dependants and/or legal personal representative.

Choice of fund

Most people have the right to choose their super fund – just check with your employer if you're not sure. If you start a new job and don't choose a super fund, your employer should pay your SG contributions to your existing fund (as notified by the Australian Taxation Office). If you don't have an existing fund that can accept contributions, your employer will pay your SG contributions into their nominated default super fund.

 You should read the important information about how super works in our *How super works* fact sheet before making a decision. Go to spiritsuper.com.au/pds. The material relating to how super works may change between the time when you read this statement and the day when you acquire the product.

3. Benefits of investing with Spirit Super

As an industry super fund, we exist only to benefit our members. We provide quality, customised service and aim to secure better retirement outcomes. Our members benefit from:

- low fees and costs
- choice of nine investment options you can mix and match to create an investment strategy that suits you
- flexible insurance options
- the ability to keep contributing to your Spirit Super account when you change jobs
- online access to enable you to keep track of and manage your super at any time in **Member Online** and in our app
- access to general information, education and personal (intra-fund) advice about your Spirit Super account, which you can receive over-the-phone or face-to-face, at no extra cost
- retirement options – you may be able to access a Transition Pension, a Control Pension and/or a Managed Pension to meet your income needs in retirement. Eligibility criteria applies. You should consider our *Pension guide* and *Target market determinations* at spiritsuper.com.au/pds when deciding whether to acquire a Spirit Super pension.

4. Risks of super

All investments, including super, carry some risk. To make an informed choice about your super, you need to understand the risks involved.

Different investment options or strategies have different levels of risk, depending on the assets which make up the strategy. Assets with the highest level of investment returns over the long term will usually also have the highest risk of loss over the short term.

Significant risks associated with Spirit Super include market risk, liquidity risk, counterparty risk, credit risk, currency risk, derivatives risk, ESG-related risk, fund risk, inflation risk, interest rate risk, and other asset-specific risks.


When considering investing in Spirit Super, it's important to understand that:

- the value of your investments will vary, the level of returns will vary, and future returns may be different from past returns
- returns aren't guaranteed, and you may lose some of your money
- super laws may change in the future. Other laws may also change, for example, tax and social security laws
- your super savings (including contributions and returns) may not be enough to adequately provide for your retirement.

The level of risk for each person will vary depending on a range of factors including your age, your investment time frame, how your other assets are invested and how much risk you're comfortable taking on.

Investing too conservatively also has risks when making a long-term investment. The main risk is that your money will grow too slowly, leaving you short when it comes time to retire.

As a Spirit Super member, you have access to our Superannuation Advisers who can help you understand investment risk and help you design an investment strategy that's right for you within Spirit Super.

 You should read the important information about the risks of super in our *Investment guide* before making a decision. Go to spiritsuper.com.au/pds. The material relating to the risks of super may change between the time you read this statement and the day you acquire the product.


5. How we invest your money

We offer nine investment options:

- **Pre-mixed options** – Growth, Sustainable, Balanced (MySuper), Moderate and Conservative.
- **Asset class options** – Australian shares, International shares, Diversified fixed interest and Cash.

You can choose just one option or spread your super across a mix of options. When you make your choice, you can also decide whether this choice applies to your current account balance and/or your future transactions (including any money you roll into your account).

If you don't make an investment choice when you join, you'll automatically be invested in the default option, Balanced (MySuper).

 When it comes to choosing a MySuper product or investment option/s to invest in, you must consider:

- the level of risk
- the likely investment return
- your investment time frame.

The answers to these questions will help guide you in choosing the investment option or mix of options for your super savings.

Our default investment option: Balanced (MySuper)

Description

This investment option aims to achieve strong returns by investing in a diversified mix of mainly growth assets as well as cash and fixed interest instruments.

Type of investor

You're seeking moderate to high-level capital growth over the long term (more than 7 years) and can tolerate medium to high risk and volatility.

Investment return objective¹

CPI + 3% a year over rolling 7-year periods.

Minimum suggested time frame

7 years.

Risk level²

Medium to high – risk band 5. You may expect 3–4 negative annual returns in a 20-year period.

Asset allocation

Asset class ³	Strategic asset allocation %	Range %
Cash	8	0–20
Australian fixed interest	4	0–20
Global fixed interest	6	0–30
Absolute return	4	0–20
Property	10	0–25
Infrastructure	10	0–25
Australian shares	23	0–40
Global shares	30	0–50
Private equity	5	0–20
Growth assets	74	-
Defensive assets	26	-

¹The investment return objective is after investment fees and costs, transaction costs and investment-related taxes. | ²Refer to our *Investment guide* for more details about the risk measures that this risk level is based on. | ³For more details about our asset classes see our *Investment guide*.

You can switch your investment options or ask that future transactions be invested into, or withdrawn from, a different option at any time in **Member Online**, by completing the *Change your investments* form available at spiritsuper.com.au/forms, or by calling us on 1800 005 166.

Our investment options are unithised. We regularly review our investment options to check whether objectives are being met. We may, after careful consideration, implement changes to the investment options, or we may close, remove or add new investment options. We'll let you know of any significant changes affecting you before taking any action, though we may make changes to the investment options without notifying you or getting your consent.



You should read the important information about our investment options, including the extent to which we take environmental, social, governance, labour standards and ethical factors into account in our *Investment guide* before making a decision. Go to spiritsuper.com.au/pds. The material relating to how we invest your money may change between the time you read this statement and the day you acquire the product.

6. Fees and costs

Did you know?

Small differences in both investment performance and fees and costs can have a substantial impact on your long-term returns.

For example, total annual fees and costs of 2% of your account balance, rather than 1%, could reduce your final return by up to 20% over a 30-year period (for example, reduce it from \$100,000 to \$80,000).

You should consider whether features such as superior investment performance or the provision of better member services justify higher fees and costs.

You or your employer, as applicable, may be able to negotiate to pay lower fees. Ask the fund or your financial adviser.⁴

To find out more

If you would like to find out more, or see the impact of fees based on your own circumstances, the **Australian Securities and Investments Commission (ASIC)** Moneysmart website (www.moneysmart.gov.au) has a superannuation calculator to help you check out different fee options.

⁴Spirit Super fees are not negotiable.

Fees and costs summary for the Balanced (MySuper) option

The main fees and costs for our Balanced (MySuper) option are shown on page 4. You can use this information to compare costs between different super products. These fees and costs may be deducted from your account, from investment returns or from the assets of the fund as a whole. Fees and costs deducted directly from your account are shown on your *Member statements* or by checking your transactions in **Member Online**.

Fees and costs summary

Spirit Super's Balanced (MySuper) option

Type of fee or cost	Amount	How and when paid
Ongoing annual fees and costs⁵		
Administration fees and costs⁶	\$67.60 each year plus 0.15% of your account balance, (the 0.15% is capped at \$450 each year).	Calculated daily and deducted at the end of each month from your account, or when your account is closed.
	plus estimated ⁸ 0.127% of net assets each year.	If required, this additional amount is deducted from fund assets held in general reserves, not from your account.
Investment fees and costs^{6,7}	Estimated ⁹ (% of assets each year) 0.45%.	Deducted from investment returns before they're allocated to your account through the daily determination of unit prices.
Transaction costs⁶	Estimated ⁹ (% of assets each year) 0.07%.	
Member activity related fees and costs		
Buy-sell spread	0%	Not applicable.
Switching fee	\$0	Not applicable.
Other fees and costs⁶	Other fees and costs, such as activity fees, personal advice fees and insurance fees, may be charged, but these will depend on the nature of the activity, advice or insurance.	Activity fees are deducted from your account, when applicable.
		Personal advice fees are deducted from your account when you consent to the deduction and other conditions are met. Insurance fees are deducted from your account at the end of each month in arrears, or when you close your account.

⁵If your account balance for a Spirit Super accumulation account is less than \$6,000 at 30 June each year, or when you close your account, certain fees and costs charged to you in relation to administration and investments are capped at 3% of the account balance. Any amount charged in excess of that cap must be refunded. | ⁶For more information refer to *Additional explanation of fees and costs* in our *Fees and costs* fact sheet. | ⁷Investment fees and costs include an estimated amount of 0.09% for performance-related fees. The calculation basis for this amount is set out under *Additional explanation of fees and costs* in our *Fees and costs* fact sheet. | ⁸Based on information available to us at the date of preparation of this PDS about Spirit Super's experience for the financial year ending 30 June 2024. The actual percentage for the 2023-24 financial year won't be known until September 2024 and will be published on our website when available, if not materially adverse. The percentage will vary from year to year. | ⁹Based on Spirit Super's experience for the financial year ending 30 June 2024. The percentage will vary from year to year.

Example of annual fees and costs for the MySuper product

This table shows how the ongoing fees and costs for the Balanced (MySuper) option for this super product can affect your super investment over a 1-year period. You should use this example to compare this super product with other super products.


Example – Balanced (MySuper) option	Balance of \$50,000
Administration fees and costs	\$67.60 plus 0.15% of your account balance plus 0.127% deducted from reserves. For every \$50,000 you have in the MySuper product you'll be charged or have deducted from your investment \$138.50¹⁰ in administration fees and costs, plus \$67.60 regardless of your balance.
PLUS investment fees and costs	And , you'll be charged or have deducted from your investment \$225.00 in investment fees and costs.
PLUS transaction costs	And , you'll be charged or have deducted from your investment \$35.00 in transaction costs.
EQUALS cost of product	If your balance was \$50,000 at the beginning of the year, then for that year you'll be charged fees and costs of \$466.10^{10,11} for the MySuper product.

¹⁰This amount includes an estimated \$63.50 deducted from reserves and not from your account. | ¹¹Additional fees may apply.

! Additional fees may be paid to a financial adviser if a financial adviser is consulted.
If you receive personal financial advice from a registered financial adviser, you may be charged an advice fee. This may be paid from your Spirit Super account if you consent, and the advice relates to your Spirit Super account. Any fees would be outlined in a *Statement of advice*. Other conditions apply. For more details see our *Paying advice fees from your Spirit Super account* fact sheet at spiritsuper.com.au/forms.


Changes to fees and costs

We have the right to change the fee amounts without your consent. You'll be given at least 30 days' notice before any material increase in our fees or charges, except increases in estimated fees and costs. Estimated fees and costs may vary from year to year depending on the expenses or costs incurred by the fund. Updated information about fees and costs may be published on our website at spiritsuper.com.au/fees.

 You should read the important information about fees and costs (including definitions of fees that may be charged and costs for other investment options) in our *Fees and costs* fact sheet before making a decision. Go to spiritsuper.com.au/pds. This information may change between the time when you read this statement and the day when you acquire the product.

7. How super is taxed

Super can be a tax-effective way to save for your retirement. Understanding how different taxes work may help maximise your benefit.

 **You should provide your tax file number (TFN) when you join Spirit Super.**
If you don't provide your TFN, you may pay extra tax and miss out on government incentives, and you can't make personal contributions.

Tax on contributions

The tax paid on your super contributions depends on the amount and type of contribution.

Before-tax (concessional) contributions

Before-tax contributions are subject to a 15% tax rate on amounts up to \$30,000¹² in 2024–25. However, if your combined income and before-tax contributions go over \$250,000 a year, you'll pay an extra 15% on some or all of your before-tax contributions, as advised by the ATO.

Contributions tax is deducted from your account when before-tax contributions are received. It's also deducted when you claim a tax deduction for personal contributions you've made.

Any contributions in excess of the contribution cap will be included in your assessable income in your personal income tax return and taxed at your marginal tax rate (less a 15% tax offset). If you don't choose to, or can't, withdraw up to 85% of the excess contributions, they'll be counted towards your non-concessional contribution cap and could be taxed up to 94%.


¹²If you have a total super balance of less than \$500,000 (across all funds you participate in) on 30 June of the previous financial year, you may be able to carry forward and use up to five years of unused concessional cap amounts.

After-tax (non-concessional) contributions

You don't pay any contributions tax on after-tax contributions up to \$120,000 in 2024–25, as income tax has already been paid on these amounts.

You may be able to make after-tax contributions of up to three times the annual limit in a single year without needing to pay extra tax. An age limit and other conditions apply.

If you exceed the non-concessional cap and don't withdraw the excess contributions and related earnings, the excess contributions will be taxed at 47% including the Medicare levy (which must be paid from your super). You can choose to withdraw the excess contributions and 85% of the related earnings, then the earnings (less a 15% tax offset) will be included in your assessable income and taxed at your marginal tax rate (including the Medicare levy) in your personal income tax return.

 There are caps on how much you can contribute to super (across all funds you participate in). There will be tax consequences if the contribution caps are exceeded.

Tax on investment earnings

Up to 15% tax is payable on the investment returns your account earns. Any applicable tax is deducted from investment returns before unit prices are determined.


Tax on benefit withdrawals

Tax may apply to withdrawals from your Spirit Super account depending on your age, the amount and the tax components of your account. If applicable, tax will be deducted before you receive payment.

Your age	Tax on the tax-free component	Tax on the taxable component ¹³
Under 60	Nil	Your marginal tax rate or 22%, whichever is lower. We'll deduct 22% at the time of the payment. If your marginal tax rate is lower, you may get some of this tax back when you lodge your personal income tax return.
60 and over	Nil	Nil

¹³Tax rates shown include the Medicare levy. If your taxable component includes an untaxed element, additional tax may apply.

Death benefits payable to eligible dependants, and eligible terminal illness benefits, are usually tax-free. Insured disablement benefits may be subject to tax. Different tax rates apply to benefits payable to former temporary residents.

 You should read the important information about tax in our *How super is taxed* fact sheet before making a decision. Go to spiritsuper.com.au/pds. This information may change between the time you read this statement and the day when you acquire the product.

8. Insurance in your super

! This is a brief summary of the insurance offered with Spirit Super. You should read our *Insurance guide* available at spiritsuper.com.au/pds for more information about eligibility, when cover starts, cancellation, or cessation of cover, and the conditions and exclusions which may affect your entitlement to cover, before deciding whether this insurance is appropriate for you.

Types of cover

We offer competitive death, total and permanent disablement (TPD) and income protection cover to protect you and your family, if eligible (subject to maximum cover limits).

Death cover – provides a lump sum benefit for you, your dependants or your legal personal representative (executor of your estate) if you pass away or become terminally ill.

Total and permanent disablement cover – provides you with a lump sum benefit if you become totally and permanently disabled and can no longer work.

Income protection cover – provides monthly payments if you're unable to work temporarily due to illness or injury.

Default cover

We automatically provide default cover when you meet our eligibility conditions, unless you opt out. The cover you receive depends on your age and your employer, as shown in the table below.

Employer	Your age	Default cover type	Cover amount and annual cost of cover
You work for any employer (other than an eligible employer).	25–64	Default A death and TPD.	See Table A on page 7.
	65–69	Default A death only.	
You work for an eligible employer ¹⁴ .	25–64	Default B death and TPD.	See Table B.1 on page 7.
	65–69	Default B death only.	
	25–55	Default B income protection – 75% of monthly income, plus up to 10% super contributions cover with a two-year benefit period and 90-day waiting period.	See Table B.2 on page 8.
	56–59	Default B income protection – 50% of monthly income, plus up to 10% super contributions cover with a two-year benefit period and 90-day waiting period.	

¹⁴Eligible employers include Tasmanian state government employers, Tasmanian local council employers and other approved employers. Contact us to check if your employer is an eligible employer.

Your default cover will start automatically after you're aged 25 or over and have an account balance of \$6,000 or more and you meet our SG contribution requirements. You may be able to start your default cover earlier if you're eligible for default cover, but are under age 25 and/or have an account balance below \$6,000 by choosing to opt-in to default cover in **Member Online** at any time. Conditions apply.

Restrictions or exclusions may apply. Default cover will usually be limited cover (ie you won't be covered for pre-existing injuries or illnesses) for at least 30 consecutive days after cover starts, or longer in certain circumstances.

You aren't eligible for default cover if, at the time your cover starts:

- you've been diagnosed with a terminal illness that's likely to result in your death within 24 months or
- you've previously received or been eligible for a terminal illness or TPD benefit from any insurer or super fund.

If we become aware that you're ineligible for default cover, we'll refund the insurance fees you've paid for this cover and you'll be treated as if the cover never commenced.

Default cover is provided under the Active occupation rating which means you'll pay the most for your cover. You'll pay less for your cover if you successfully apply for the Office or Professional rating. You should apply for a different rating if you're eligible.

If you don't want default cover to commence, you can opt out in **Member Online**.

Fixed cover

If you're not eligible for default cover or you want to increase your cover, you can apply for fixed cover at any time. This is subject to acceptance by the insurer.

You can apply for fixed cover through **Member Online** or by completing the *Apply for cover* form available at spiritsuper.com.au/forms.

Cost of cover

There are costs associated with insurance. The amount you pay depends on the type and amount of cover you hold, your age and your occupation rating. Income protection costs are also impacted by your waiting period and benefit period. The cost may reduce depending on your occupation rating.

! Unless you decline or cancel your default cover, the cost will be deducted from your Spirit Super account.

The net fee is what you pay and is deducted from your account. You should refer to the net fee columns when working out what your cover will cost.

The gross fee is your insurance premium (payable to the insurer and includes stamp duty) plus an insurance administration fee of 3% of your insurance premium (payable to Spirit Super). The net fee is your gross fee reduced by a tax deduction of 15% of your insurance premium. Insurance fees are calculated daily and deducted from your account at the end of each month in arrears. There's likely to be small differences between the costs calculated using the rates in the tables and what you're charged due to rounding.

Default cover costs are shown in the following tables.

Table A – default A death and TPD cover and annual insurance fees – Active occupation rating

Cover amount \$		Fee \$		Cover amount \$		Fee \$		Cover amount \$		Fee \$				
Age	Death	TPD	Gross	Net	Age	Death	TPD	Gross	Net	Age	Death	TPD	Gross	Net
15-20	50,000	70,000	43.00	37.20	37	197,400	131,600	492.84	421.78	54	41,400	27,600	313.12	267.86
21	80,000	70,000	60.70	51.60	38	191,100	127,400	508.96	435.71	55	38,400	25,600	310.91	265.86
22	80,000	70,000	65.20	56.10	39	183,600	122,400	526.32	448.60	56	34,500	23,000	298.54	254.84
23	80,000	70,000	71.10	60.50	40	175,500	117,000	539.37	460.40	57	30,300	20,200	280.58	239.77
24	80,000	70,000	77.00	66.40	41	166,800	111,200	545.99	467.04	58	27,900	18,600	276.40	236.03
25	108,000	70,000	100.12	84.80	42	156,000	104,000	547.04	467.48	59	25,800	17,200	273.31	233.75
26	138,900	70,000	128.81	110.01	43	145,500	97,000	548.05	468.51	60	23,700	15,800	268.36	229.42
27	162,600	108,400	179.94	152.84	44	135,300	90,200	548.87	467.69	61	22,200	14,800	269.21	229.92
28	180,900	120,600	216.48	185.12	45	124,500	83,000	536.18	458.58	62	21,000	14,000	272.37	232.54
29	194,400	129,600	254.02	217.08	46	114,600	76,400	523.72	448.09	63	18,900	12,600	262.27	224.03
30	203,400	135,600	290.18	248.83	47	103,800	69,200	507.24	432.85	64	17,700	11,800	262.67	224.50
31	209,400	139,600	325.27	277.80	48	92,100	61,400	478.31	408.62	65	16,200	-	116.48	99.47
32	211,200	140,800	360.45	307.65	49	81,000	54,000	447.93	382.86	66	14,100	-	111.53	95.32
33	211,800	141,200	394.65	336.76	50	70,800	47,200	416.54	356.36	67	12,400	-	107.88	92.26
34	212,700	141,800	432.49	370.10	51	60,900	40,600	381.84	326.22	68	11,200	-	107.18	91.62
35	208,500	139,000	455.23	389.20	52	52,500	35,000	350.18	298.90	69	10,100	-	106.35	90.80
36	203,100	135,400	472.55	403.49	53	45,300	30,200	322.23	275.12					

Table B.1 – default B death and TPD cover and annual insurance fees – Active occupation rating

Cover amount \$		Fee \$		Cover amount \$		Fee \$		Cover amount \$		Fee \$				
Age	Death	TPD	Gross	Net	Age	Death	TPD	Gross	Net	Age	Death	TPD	Gross	Net
15-20	100,000	130,000	45.80	39.20	37	298,200	149,100	360.82	307.15	54	42,600	21,300	154.00	131.63
21	100,000	130,000	47.80	41.20	38	289,200	144,600	374.51	319.57	55	37,200	18,600	143.96	122.76
22	100,000	130,000	55.30	47.40	39	280,200	140,100	385.28	330.64	56	33,000	16,500	136.62	116.82
23	100,000	130,000	59.90	50.70	40	266,400	133,200	390.28	333.00	57	29,400	14,700	130.10	110.99
24	115,400	130,000	69.57	58.60	41	252,600	126,300	396.58	339.75	58	26,400	13,200	125.40	107.18
25	165,000	130,000	93.80	80.35	42	238,800	119,400	401.18	342.68	59	23,400	11,700	119.22	101.79
26	212,400	130,000	115.94	98.82	43	225,000	112,500	403.88	344.25	60	22,000	15,800	145.15	124.03
27	265,200	132,600	147.19	127.30	44	211,200	105,600	403.39	344.26	61	21,200	14,800	147.09	125.48
28	311,400	155,700	186.84	158.81	45	206,400	103,200	421.06	360.17	62	19,800	14,000	148.20	126.63
29	360,000	180,000	232.20	198.00	46	187,200	93,600	408.10	348.19	63	18,800	12,600	145.94	124.70
30	352,800	176,400	248.72	213.44	47	168,000	84,000	388.92	332.64	64	17,600	11,800	146.13	124.82
31	345,600	172,800	269.57	229.82	48	142,200	71,100	350.52	300.04	65	16,100	-	65.37	55.87
32	338,400	169,200	284.26	243.65	49	116,400	58,200	306.71	261.32	66	15,700	-	70.18	59.97
33	331,200	165,600	304.70	259.99	50	90,000	45,000	252.90	216.45	67	13,800	-	67.76	57.96
34	324,000	162,000	325.62	278.64	51	70,200	35,100	209.55	179.36	68	12,400	-	67.08	57.29
35	315,600	157,800	332.96	282.46	52	55,800	27,900	177.72	152.06	69	11,200	-	66.53	56.90
36	307,200	153,600	348.67	297.98	53	49,800	24,900	168.82	143.92					

Table B.2 – default B income protection annual insurance fees for every \$100 of monthly cover – Active occupation rating

If you're eligible for default B income protection, your monthly cover is calculated based on all the SG contributions you receive into your Spirit Super account.

Age	Gross fee \$	Net fee \$	Age	Gross fee \$	Net fee \$	Age	Gross fee \$	Net fee \$	Age	Gross fee \$	Net fee \$
15-25	2.09	1.79	34	2.87	2.46	43	5.94	5.08	52	14.55	12.43
26	2.18	1.87	35	3.05	2.60	44	6.57	5.61	53	15.97	13.64
27	2.25	1.92	36	3.24	2.77	45	7.27	6.21	54	17.48	14.93
28	2.33	1.99	37	3.48	2.97	46	8.06	6.89	55	19.10	16.32
29	2.39	2.04	38	3.76	3.21	47	8.92	7.62	56	20.82	17.78
30	2.45	2.09	39	4.08	3.48	48	9.88	8.44	57	22.65	19.35
31	2.54	2.17	40	4.46	3.81	49	10.90	9.31	58	24.59	21.01
32	2.63	2.24	41	4.88	4.17	50	12.02	10.27	59	26.64	22.76
33	2.74	2.34	42	5.39	4.60	51	13.24	11.31	60	-	-


Changing and cancelling your cover

You can change your cover through **Member Online** or by completing the *Manage your cover* form available at spiritsuper.com.au/forms.

You can cancel your cover at any time through **Member Online**, by calling us on **1800 005 166** or by completing the *Manage your cover* form.

Transfer your insurance from another fund

You may be able to transfer the amount of your insurance from another super fund to Spirit Super. Conditions and limits apply.

 You should read the important information about insurance in your super in our *Insurance guide* before making a decision. Go to spiritsuper.com.au/pds. The material relating to insurance in your super may change between the time when you read this statement and the day when you acquire the product.

9. How to open an account

Start enjoying a fresh take on super. Join Spirit Super today.

There are two ways you can join Spirit Super:

1. Jump online

This is the quickest and easiest way to join. Simply head to spiritsuper.com.au/join and follow the prompts.

2. Fill out the *Join Spirit Super* form accompanying this guide.

Or your employer can join you up

If you don't tell your employer where to pay your super and you don't have an existing super fund that can accept your contributions, your employer may set up a Spirit Super account for you if Spirit Super is their default fund.

We respect the privacy of your personal information

For important information about how we collect, hold and use your personal information and exercising your rights in relation to that information (including accessing or correcting it, or making a complaint) you should consider our *Privacy policy* available at spiritsuper.com.au/privacy-policy or by contacting us.

Cooling-off period

If you've chosen to join Spirit Super, instead of your employer signing you up, you can cancel your membership within 14 days starting from the earlier of:

- the date you receive your welcome letter and
- five business days after the date your super account with Spirit Super is opened.

You won't be eligible for a cooling-off period if you've exercised any right in relation to your Spirit Super account.

New employers also have a 14-day cooling-off period starting from the first day we receive contributions.


Feedback and complaints

We hope that you'll never have a reason to complain. If you do, refer to our *Complaints handling policy* at spiritsuper.com.au/complaints-policy. If you have any problems or complaints, contact our Complaints Officer:

Email complaints@spiritsuper.com.au

Post GPO Box 1547, Hobart TAS 7001

Phone 1800 005 166

 You should read the important information about how to open an account, the cooling off period and complaints in our *How to open an account* fact sheet before making a decision. Go to spiritsuper.com.au/pds. The material relating to how to open your account may change between the time when you read this statement and the day when you acquire the product.

Section 3 Choose your investments

You can choose to invest in one or a combination of different investment options.

If you don't make a choice, you'll be invested in the Balanced (MySuper) investment option.

You can change your investments, including your investment option/s for future transactions:

- in **Member Online**
- by calling **1800 005 166** or
- by completing the *Change your investments* form.

For more information, refer to the *Investment guide*.

Investment option

Growth
Sustainable
Balanced (MySuper)
Moderate
Conservative
Australian shares
International shares
Diversified fixed interest
Cash

Investment %

				%
				%
				%
				%
				%
				%
				%
				%
				%
				%

Total

100%

Section 4 Keeping up-to-date

Please keep me up-to-date with extra products and services offered to members by Spirit Super, related or other companies. **Note** that if you don't complete this section, we'll assume you agree to receive these communications.

Yes No

Section 5 Making information available electronically

We make your statements and disclosures available in your **Member Online** Inbox. We'll send you a notification to the email address recorded on your account to let you know when it's available to download. Once available, you can access these at any time.

You can opt out of receiving your statements and disclosures online by ticking the box below. You can also opt out in **Member Online** or by calling us on **1800 005 166**.

No. I don't want to receive these online. I want to receive paper copies.

Section 6 Important information about insurance

Once you've joined Spirit Super and received your welcome letter you can set up online access for **Member Online**. You'll then be able to see what default insurance cover you may be entitled to and what this default cover would cost. You may also have the option to opt in early to this cover or opt out altogether.

Section 7 Member declaration

I apply to become a member of Spirit Super and I acknowledge that:

- I've received, read and understood the *Member guide*, including any reference material, and agree to be bound by it
- I'll be bound by the policies, procedures, trust deed and rules that govern Spirit Super and the relevant law
- if I'm eligible for payment and I don't give instructions, the trustee may continue to hold my benefits and administer my super in accordance with my current instructions
- I consent to the use of my personal information as outlined in Spirit Super's *Privacy policy* available at spiritsuper.com.au/privacy-policy or by calling us on **1800 005 166**
- the trustee has advised me to obtain personal financial advice and I've received all the information I need to understand the choices I've made
- to the best of my knowledge, the information I've provided is true and correct.

Your signature

Date (DD MM YYYY)



Return the completed, signed and dated form to info@spiritsuper.com.au or Spirit Super, GPO Box 1547, Hobart TAS 7001. This application accompanies our *Member guide* issued 23 August 2024.



This page has been left blank intentionally.